



# अमृत महा आवास अभियान २०२२-२३

दैनिक प्रगती अहवाल : १६.०३.२०२३

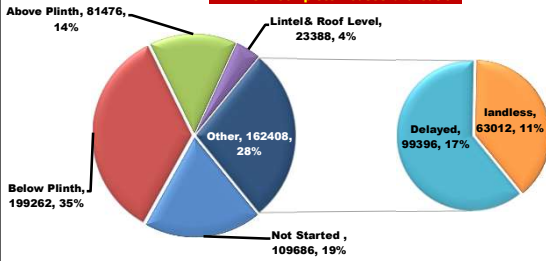
प्रधानमंत्री आवास योजना ग्रामीण – मंजूरी, पूर्ण घरकुले, हप्ते वितरण  
राज्य पुरस्कृत ग्रामीण आवास योजना – मंजूरी, पूर्ण घरकुले, हप्ते वितरण

योजना	एकूण मंजूरी	दैनिक मंजूरी	एकूण पूर्ण	दैनिक पूर्ण घरकुले	दैनिक पहिला हप्ता वितरित	दैनिक दुसरा हप्ता वितरित	दैनिक तिसरा हप्ता वितरित
प्रधानमंत्री आवास योजना ग्रामीण	१४१३५०३	३९	१०००१३२	८५१	०	०	०
राज्य योजना	५४१२४९	१३४	३९२०४१	२५०	१०४०	४६२	४१४
एकूण	१९५४७५२	१७३	१३९२१७३	११०१	१०४०	४६२	४१४

PMAY-G Completion Progress Bar

70.8%

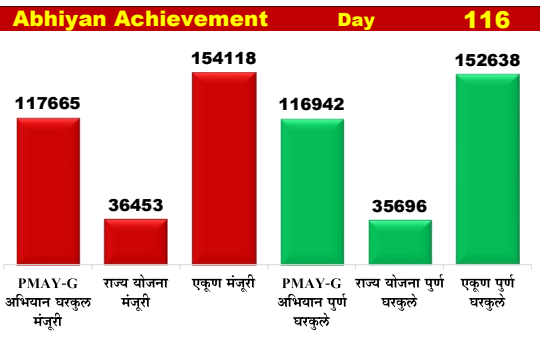
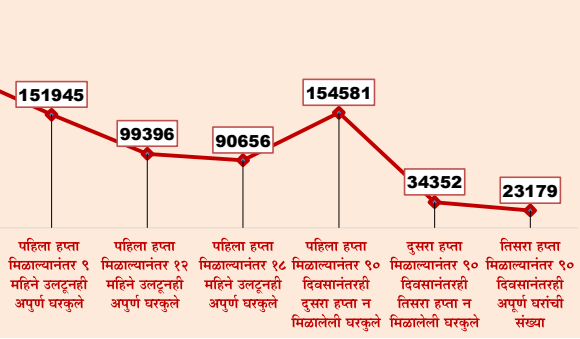
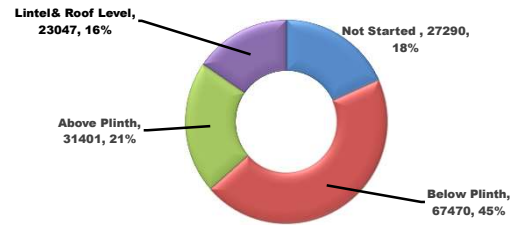
PMAY-G Incomplete Houses bifurcation



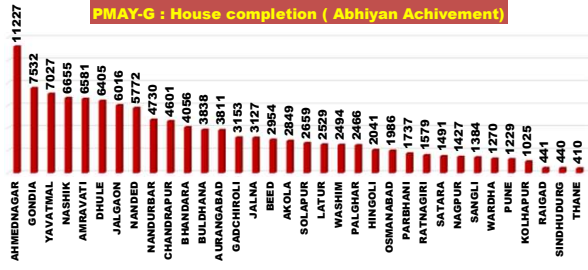
State Schemes Progress Bar

72.4%

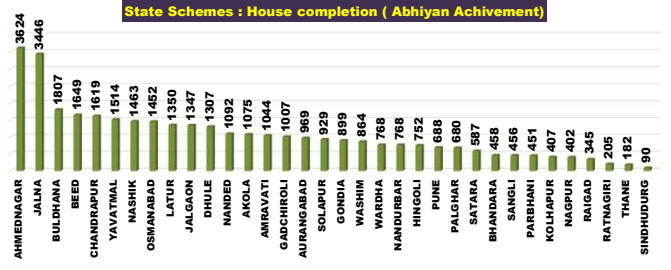
State Schemes: Incomplete Houses bifurcation



PMAY-G : House completion ( Abhiyan Achievement)



State Schemes : House completion ( Abhiyan Achievement)

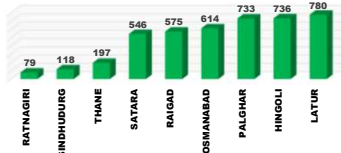


राज्य व्यवस्थापन कक्ष- ग्रामीण गृहनिर्माण

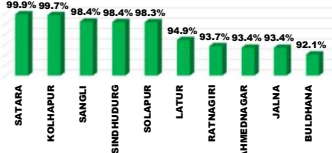
४ था मजला, दक्षिण कक्ष, सिडको भवन, सीबीडी बेलापूर, नवी मुंबई - ४०० ६१४.

# Top and Bottom Ten Districts

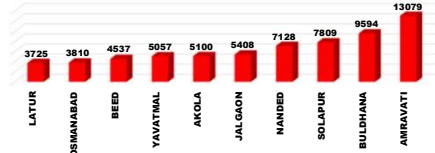
PMAY-G Delayed Houses TOP 10 Dist.



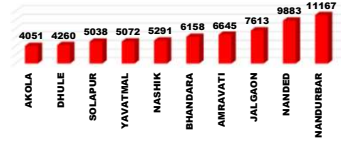
State Schemes Sanction TOP 10 Dist.



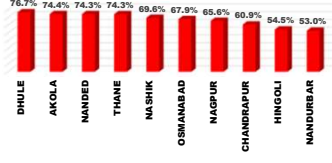
PMAY-G Remaining 1st Installments Bottom 10 Dist



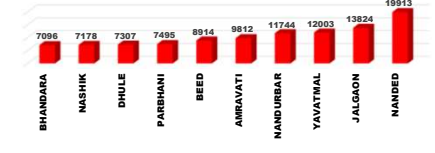
PMAY-G Delayed Houses Bottom 10 Dist.



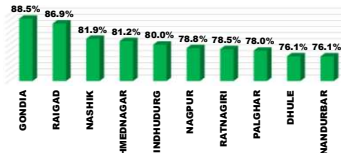
State Schemes Sanction Bottom 10 Dist.



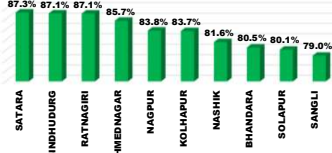
PMAY-G Remaining 2nd Installments Bottom 10 Dist



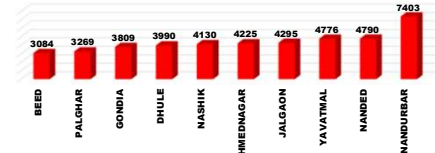
PMAY-G Completion TOP 10 Dist.



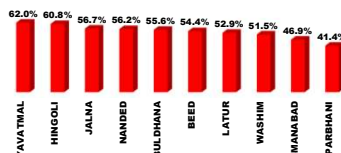
State Schemes Completion TOP 10 Dist.



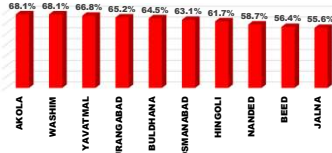
PMAY-G Remaining 3rd Installments Bottom 10 Dist



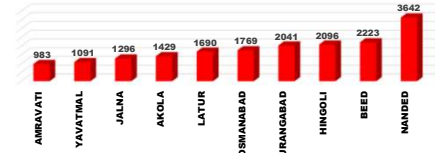
PMAY-G Completion Bottom 10 Dist.



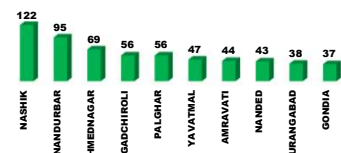
State Schemes Completion Bottom 10 Dist.



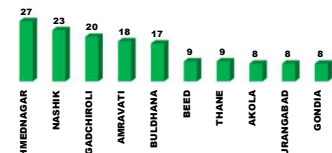
State Schemes Remaining 1st Installments Bottom 10 Dist



PMAY-G Daily Completion Top 10 Dist.



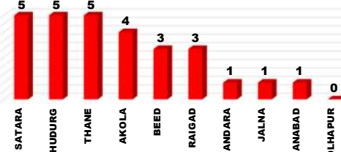
State Schemes Daily Completion Top 10 Dist.



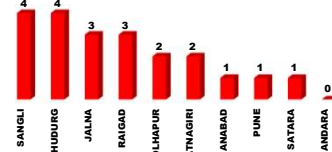
State Schemes Remaining 2nd Installments Bottom 10 Dist



PMAY-G Daily Completion Bottom 10 Dist.



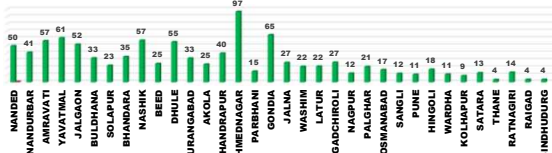
State Schemes Daily Completion Bottom 10 Dist.



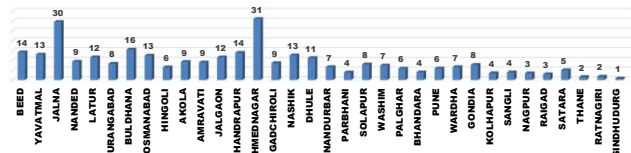
State Schemes Remaining 3rd Installments Bottom 10 Dist



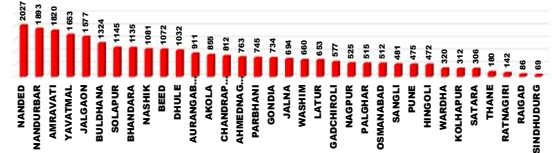
PMAY-G : Current Pace of Completion Per Day (Abhiyan)



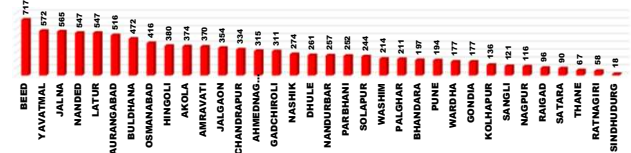
State Schemes : Current Pace of Completion Per Day (Abhiyan)



PMAY-G Required Pace of Completion Per Day



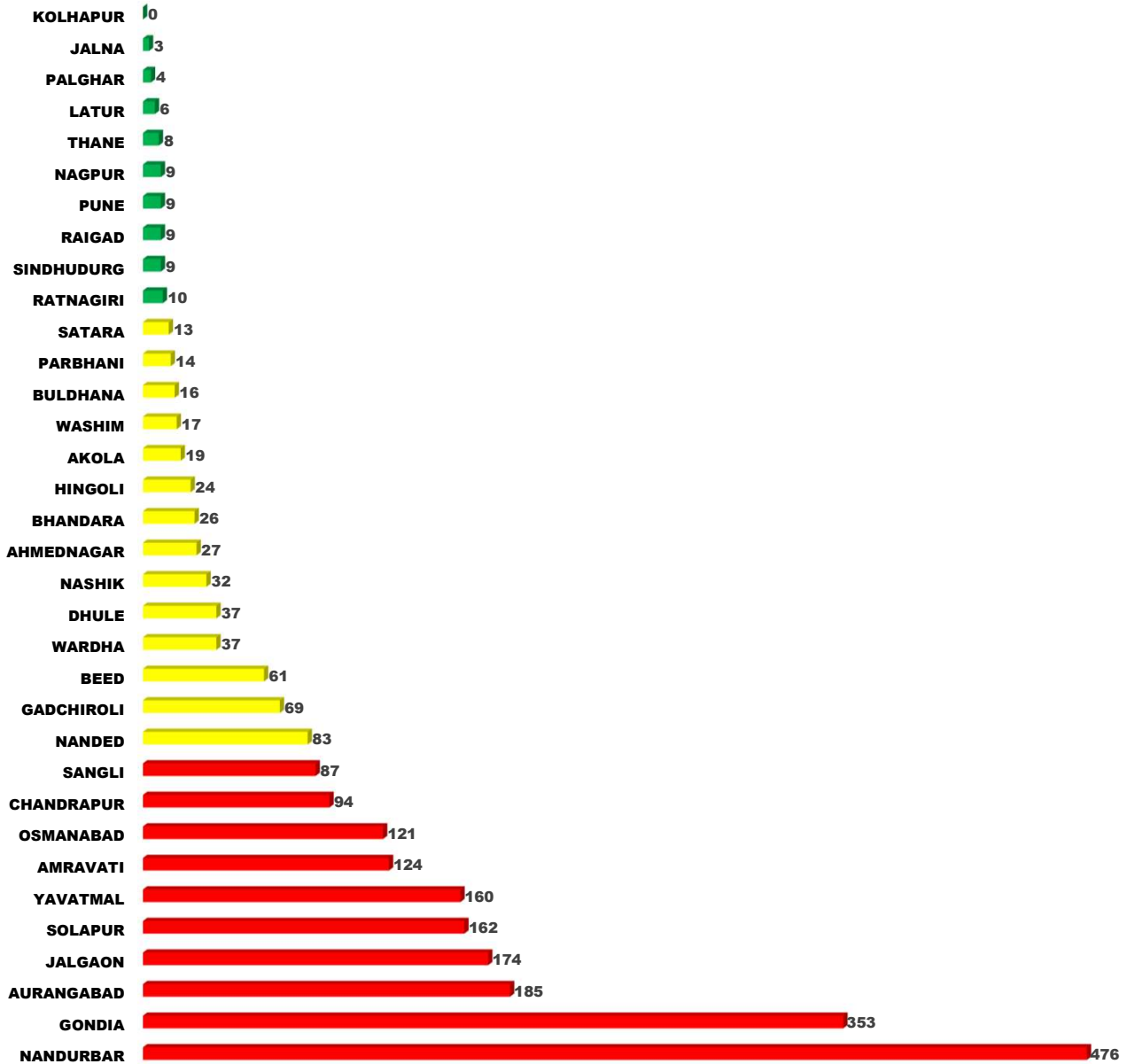
State Schemes Required Pace of Completion Per Day



प्रधानमंत्री आवास योजना ग्रामीण - मंजूरी (PWL+Awaas Plus)

Sr. No.	Division	Target (PWL+Awaas Plus)	15.03.2023	16.03.2023	Daily_Achievement	Remaining
1	AURANGABAD DIV.	238291	237774	237794	32	497
2	NASHIK DIV.	414488	413790	413742	5	746
3	NAGPUR DIV.	292299	291759	291711	2	588
4	AMRAVATI DIV.	274968	274659	274632	0	336
5	KONKAN DIV.	69657	69617	69617	0	40
6	PUNE DIV.	126278	126014	126007	0	271
	<b>Total</b>	<b>1415981</b>	<b>1413613</b>	<b>1413503</b>	<b>39</b>	<b>2478</b>

PMAY-G Remaining Sanction




प्रधानमंत्री आवास योजना ग्रामीण - मंजूरी (PWL+Awaas Plus)

Sr. No.	District	Target (PWL+Awaas Plus)	15.03.2023	16.03.2023	Daily_Achievement	Remaining
1	OSMANABAD	14562	14409	14441	32	121
2	NANDURBAR	119333	118854	118857	3	476
3	CHANDRAPUR	43220	43124	43126	2	94
4	JALGAON	79767	79591	79593	2	174
5	AHMEDNAGAR	60778	60751	60751	0	27
6	AKOLA	48794	48775	48775	0	19
7	AURANGABAD	36792	36607	36607	0	185
8	BEED	35318	35257	35257	0	61
9	BHANDARA	65125	65099	65099	0	26
10	DHULE	64912	64875	64875	0	37
11	GADCHIROLI	31638	31569	31569	0	69
12	GONDIA	96470	96117	96117	0	353
13	HINGOLI	18107	18083	18083	0	24
14	JALNA	24047	24044	24044	0	3
15	KOLHAPUR	17765	17765	17765	0	0
16	LATUR	20799	20793	20793	0	6
17	PALGHAR	35128	35124	35124	0	4
18	RAIGAD	9844	9835	9835	0	9
19	RATNAGIRI	9923	9913	9913	0	10
20	SANGLI	22158	22071	22071	0	87
21	SINDHUDURG	5156	5147	5147	0	9
22	SOLAPUR	49902	49740	49740	0	162
23	THANE	9606	9598	9598	0	8
24	WASHIM	20412	20395	20395	0	17
25	YAVATMAL	65390	65230	65230	0	160
26	BULDHANA	44742	44727	44726	-1	16
27	PARBHANI	19103	19091	19089	-2	14
28	PUNE	20977	20970	20968	-2	9
29	SATARA	15476	15468	15463	-5	13
30	NAGPUR	37199	37199	37190	-9	9
31	NANDED	69563	69490	69480	-10	83
32	AMRAVATI	95630	95532	95506	-26	124
33	WARDHA	18647	18651	18610	-41	37
34	NASHIK	89698	89719	89666	-53	32
<b>Total</b>		<b>1415981</b>	<b>1413613</b>	<b>1413503</b>	<b>39</b>	<b>2478</b>

## प्रधानमंत्री आवास योजना ग्रामीण - पूर्ण घरकूले

Sr. No.	Division	Sanction	15.03.2023	16.03.2023	Daily Achievement	Remaining	Avg. Completed Per Day From 20.11.22 to Today	To be Completed in Per Day till 31.03.23
1	NASHIK DIV.	413742	318235	318547	312	95195	302	6346
2	AMRAVATI DIV.	274632	179797	179946	149	94686	196	6312
3	NAGPUR DIV.	291711	230029	230167	138	61544	190	4103
4	AURANGABAD DIV.	237794	131392	131518	126	106276	207	7085
5	KONKAN DIV.	69617	54651	54744	93	14873	46	992
6	PUNE DIV.	126007	85177	85210	33	40797	67	2720
<b>Total</b>		<b>1413503</b>	<b>999281</b>	<b>1000132</b>	<b>851</b>	<b>413371</b>	<b>1008</b>	<b>27558</b>



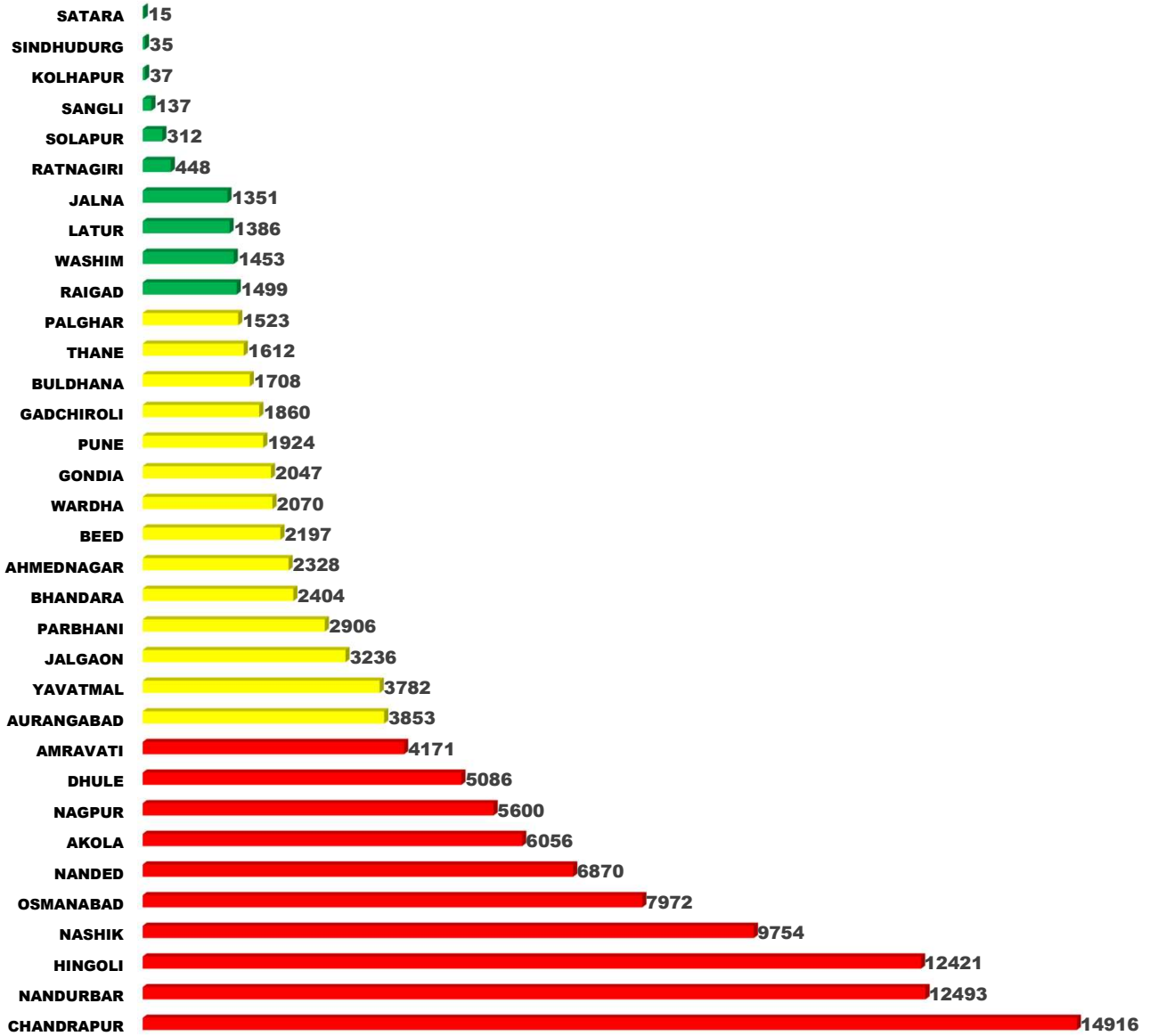
प्रधानमंत्री आवास योजना ग्रामीण - पूर्ण घरकूले

Sr. No.	District	Sanction	15.03.2023	16.03.2023	Daily Achievement	Remaining	Avg. Completed Per Day From 20.11.22 to Today	To be Completed in Per Day till 31.03.23
1	NASHIK	89666	73324	73446	122	16220	57	1081
2	NANDURBAR	118857	90365	90460	95	28397	41	1893
3	AHMEDNAGAR	60751	49238	49307	69	11444	97	763
4	GADCHIROLI	31569	22864	22920	56	8649	27	577
5	PALGHAR	35124	27341	27397	56	7727	21	515
6	YAVATMAL	65230	40388	40435	47	24795	61	1653
7	AMRAVATI	95506	68162	68206	44	27300	57	1820
8	NANDED	69480	39039	39082	43	30398	50	2027
9	AURANGABAD	36607	22905	22943	38	13664	33	911
10	GONDIA	96117	85073	85110	37	11007	65	734
11	BULDHANA	44726	24823	24859	36	19867	33	1324
12	RATNAGIRI	9913	7759	7783	24	2130	14	142
13	HINGOLI	18083	10977	10999	22	7084	18	472
14	DHULE	64875	49381	49400	19	15475	55	1032
15	WARDHA	18610	13791	13809	18	4801	11	320
16	WASHIM	20395	10482	10500	18	9895	22	660
17	NAGPUR	37190	29306	29320	14	7870	12	525
18	PUNE	20968	13826	13839	13	7129	11	475
19	CHANDRAPUR	43126	30928	30940	12	12186	40	812
20	PARBHANI	19089	7898	7910	12	11179	15	745
21	SOLAPUR	49740	32557	32567	10	17173	23	1145
22	JALGAON	79593	55927	55934	7	23659	52	1577
23	LATUR	20793	10997	11003	6	9790	22	653
24	SANGLI	22071	14846	14851	5	7220	12	481
25	SATARA	15463	10861	10866	5	4597	13	306
26	SINDHUDURG	5147	4112	4117	5	1030	4	69
27	THANE	9598	6891	6896	5	2702	4	180
28	AKOLA	48775	35942	35946	4	12829	25	855
29	BEED	35257	19179	19182	3	16075	25	1072
30	RAIGAD	9835	8548	8551	3	1284	4	86
31	BHANDARA	65099	48067	48068	1	17031	35	1135
32	JALNA	24044	13632	13633	1	10411	27	694
33	OSMANABAD	14441	6765	6766	1	7675	17	512
34	KOLHAPUR	17765	13087	13087	0	4678	9	312
Total		1413503	999281	1000132	851	413371	1008	27558

राज्यपुरस्कृत आवास योजना ग्रामीण - मंजूरी

Sr. No.	Division	Target	15.03.2023	16.03.2023	Daily Achievement	Remaining
1	AURANGABAD DIV.	199331	160292	160375	83	38956
2	AMRAVATI DIV.	109702	92504	92532	28	17170
3	NAGPUR DIV.	116255	87344	87358	14	28897
4	NASHIK DIV.	141360	108456	108463	9	32897
5	KONKAN DIV.	34729	29612	29612	0	5117
6	PUNE DIV.	65334	62909	62909	0	2425
<b>Total</b>		<b>666711</b>	<b>541117</b>	<b>541249</b>	<b>134</b>	<b>125462</b>

State Scheme Remaining Sanction



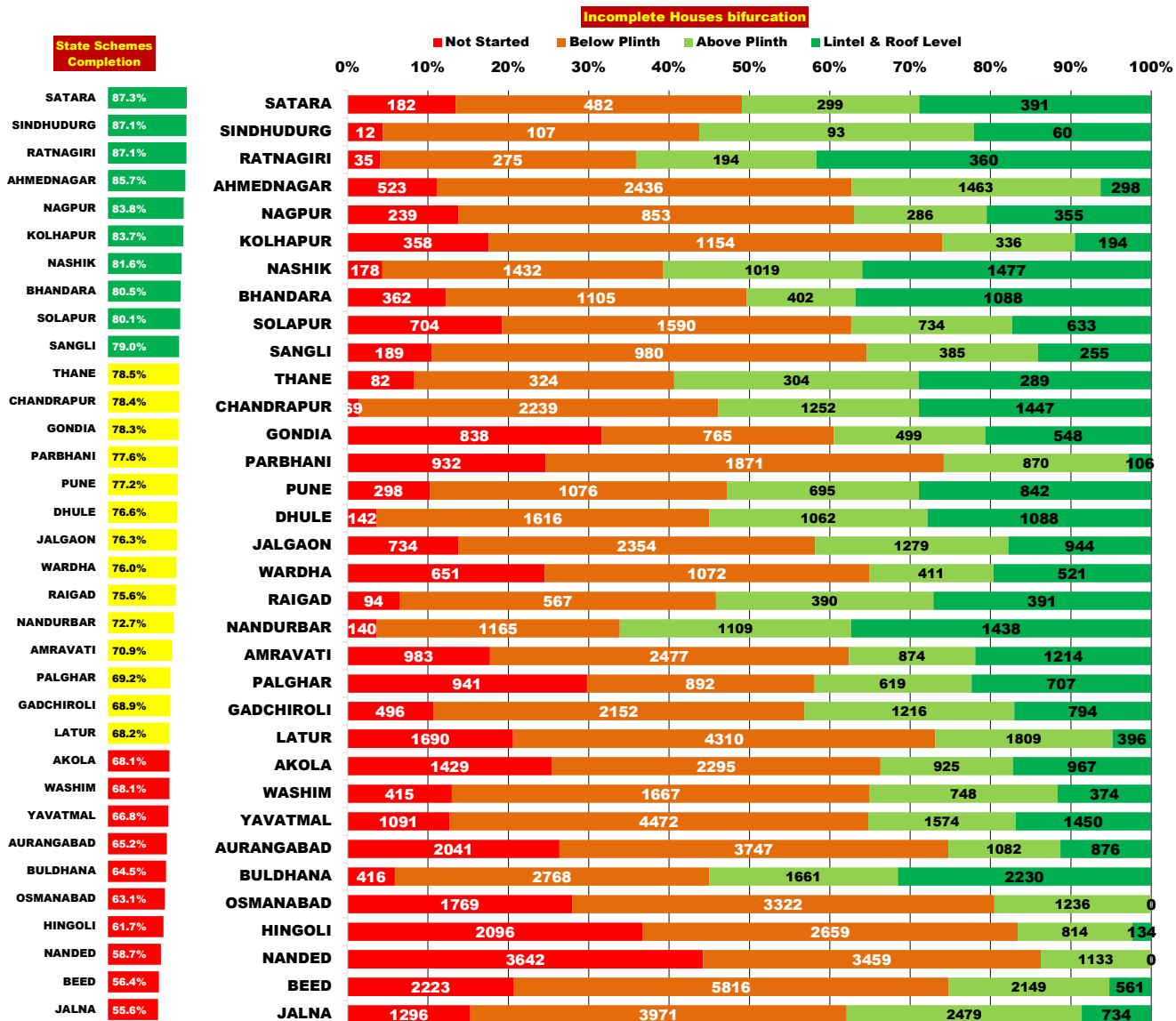
राज्यपुरस्कृत आवास योजना ग्रामीण - मंजूरी

Sr. No.	District	Target	15.03.2023	16.03.2023	Daily_Achievement	Remaining
1	HINGOLI	27298	14837	14877	40	12421
2	WASHIM	11500	10022	10047	25	1453
3	PARBHANI	19784	16858	16878	20	2906
4	NANDED	26760	19873	19890	17	6870
5	BHANDARA	17590	15172	15186	14	2404
6	NANDURBAR	26578	14076	14085	9	12493
7	LATUR	27171	25779	25785	6	1386
8	AKOLA	23681	17622	17625	3	6056
9	AHMEDNAGAR	35298	32970	32970	0	2328
10	AMRAVATI	23224	19053	19053	0	4171
11	AURANGABAD	26141	22288	22288	0	3853
12	BEED	26878	24681	24681	0	2197
13	BULDHANA	21616	19908	19908	0	1708
14	CHANDRAPUR	38147	23231	23231	0	14916
15	DHULE	21790	16704	16704	0	5086
16	GADCHIROLI	16834	14974	14974	0	1860
17	GONDIA	14246	12199	12199	0	2047
18	JALNA	20446	19095	19095	0	1351
19	KOLHAPUR	12565	12528	12528	0	37
20	NAGPUR	16291	10691	10691	0	5600
21	NASHIK	32035	22281	22281	0	9754
22	OSMANABAD	24853	16881	16881	0	7972
23	PALGHAR	11792	10269	10269	0	1523
24	PUNE	14672	12748	12748	0	1924
25	RAIGAD	7406	5907	5907	0	1499
26	RATNAGIRI	7126	6678	6678	0	448
27	SANGLI	8732	8595	8595	0	137
28	SATARA	10647	10632	10632	0	15
29	SINDHUDURG	2141	2106	2106	0	35
30	SOLAPUR	18718	18406	18406	0	312
31	THANE	6264	4652	4652	0	1612
32	WARDHA	13147	11077	11077	0	2070
33	YAVATMAL	29681	25899	25899	0	3782
34	JALGAON	25659	22425	22423	-2	3236
<b>Total</b>		<b>666711</b>	<b>541117</b>	<b>541249</b>	<b>134</b>	<b>125462</b>



## राज्यपुरस्कृत आवास योजना ग्रामीण - पूर्ण घरकूले

Sr. No.	Division	Sanction	15.03.2023	16.03.2023	Daily Achievement	Remaining	Avg. Completed Per Day From 20.11.22 to Today	To be Completed in Per Day till 31.03.23
1	NASHIK DIV.	108463	86500	86566	66	21897	73	1460
2	AMRAVATI DIV.	92532	62446	62502	56	30030	54	2002
3	NAGPUR DIV.	87358	67650	67698	48	19660	44	1311
4	AURANGABAD DIV.	160375	101226	101267	41	59108	96	3941
5	KONKAN DIV.	29612	22850	22876	26	6736	13	449
6	PUNE DIV.	62909	51119	51132	13	11777	26	785
<b>Total</b>		<b>541249</b>	<b>391791</b>	<b>392041</b>	<b>250</b>	<b>149208</b>	<b>308</b>	<b>9947</b>



राज्यपुरस्कृत आवास योजना ग्रामीण - पूर्ण घरकूले

Sr. No.	District	Sanction	15.03.2023	16.03.2023	Daily Achievement	Remaining	Avg. Completed Per Day From 20.11.22 to Today	To be Completed in Per Day till 31.03.23
1	AHMEDNAGAR	32970	28223	28250	27	4720	31	315
2	NASHIK	22281	18152	18175	23	4106	13	274
3	GADCHIROLI	14974	10296	10316	20	4658	9	311
4	AMRAVATI	19053	13487	13505	18	5548	9	370
5	BULDHANA	19908	12816	12833	17	7075	16	472
6	BEED	24681	13923	13932	9	10749	14	717
7	THANE	4652	3644	3653	9	999	2	67
8	AKOLA	17625	12001	12009	8	5616	9	374
9	AURANGABAD	22288	14534	14542	8	7746	8	516
10	GONDIA	12199	9541	9549	8	2650	8	177
11	PALGHAR	10269	7102	7110	8	3159	6	211
12	WARDHA	11077	8414	8422	8	2655	7	177
13	CHANDRAPUR	23231	18217	18224	7	5007	14	334
14	YAVATMAL	25899	17305	17312	7	8587	13	572
15	DHULE	16704	12790	12796	6	3908	11	261
16	LATUR	25785	17574	17580	6	8205	12	547
17	WASHIM	10047	6837	6843	6	3204	7	214
18	HINGOLI	14877	9169	9174	5	5703	6	380
19	JALGAON	22423	17107	17112	5	5311	12	354
20	NAGPUR	10691	8953	8958	5	1733	3	116
21	NANDURBAR	14085	10228	10233	5	3852	7	257
22	PARBHANI	16878	13094	13099	5	3779	4	252
23	SOLAPUR	18406	14740	14745	5	3661	8	244
24	NANDED	19890	11677	11681	4	8209	9	547
25	SANGLI	8595	6782	6786	4	1809	4	121
26	SINDHUDURG	2106	1830	1834	4	272	1	18
27	JALNA	19095	10612	10615	3	8480	30	565
28	RAIGAD	5907	4462	4465	3	1442	3	96
29	KOLHAPUR	12528	10484	10486	2	2042	4	136
30	RATNAGIRI	6678	5812	5814	2	864	2	58
31	OSMANABAD	16881	10643	10644	1	6237	13	416
32	PUNE	12748	9836	9837	1	2911	6	194
33	SATARA	10632	9277	9278	1	1354	5	90
34	BHANDARA	15186	12229	12229	0	2957	4	197
<b>Total</b>		<b>541249</b>	<b>391791</b>	<b>392041</b>	<b>250</b>	<b>149208</b>	<b>308</b>	<b>9947</b>

प्रधानमंत्री आवास योजना ग्रामीण - हप्ते वितरण

Sr. No.	Division	1st Installment (Daily Achivement)	1st Installment Remaining	2nd Installment (Daily Achivement)	2nd Installment Remaining	3rd Installment (Daily Achivement)	3rd Installment Remaining
1	NASHIK DIV.	0	15194	0	44802	0	24043
2	AMRAVATI DIV.	0	36470	0	39071	0	13631
3	AURANGABAD DIV.	0	29566	0	61500	0	18003
4	NAGPUR DIV.	0	13416	0	29245	0	13717
5	KONKAN DIV.	0	875	0	5434	0	5657
6	PUNE DIV.	0	13724	0	19210	0	6425
	<b>Total</b>	<b>0</b>	<b>109245</b>	<b>0</b>	<b>199262</b>	<b>0</b>	<b>81476</b>

PMAY-G 1st Ins Pending

SINDHUDURG	17
RAIGAD	47
RATNAGIRI	122
THANE	127
GADCHIROLI	509
PALGHAR	562
KOLHAPUR	726
SANGLI	1123
SATARA	1187
PARBHANI	1860
WARDHA	1882
NASHIK	1998
DHULE	2053
GONDIA	2183
NANDURBAR	2289
HINGOLI	2342
NAGPUR	2388
JALNA	2760
PUNE	2879
CHANDRAPUR	2941
AURANGABAD	3404
AHMEDNAGAR	3446
BHANDARA	3513
WASHIM	3640
LATUR	3725
OSMANABAD	3810
BEED	4537
YAVATMAL	5057
AKOLA	5100
JALGAON	5408
NANDED	7128
SOLAPUR	7809
BULDHANA	9594
AMRAVATI	13079

PMAY-G 2nd Ins Pending

SINDHUDURG	550
RAIGAD	632
RATNAGIRI	742
THANE	1024
WARDHA	1884
SATARA	1889
PALGHAR	2486
PUNE	2669
KOLHAPUR	3325
GADCHIROLI	3589
OSMANABAD	3673
NAGPUR	3853
HINGOLI	3869
SANGLI	4668
AHMEDNAGAR	4749
WASHIM	4841
LATUR	4932
AKOLA	5393
JALNA	5879
CHANDRAPUR	6333
GONDIA	6490
SOLAPUR	6659
AURANGABAD	6825
BULDHANA	7022
BHANDARA	7096
NASHIK	7178
DHULE	7307
PARBHANI	7495
BEED	8914
AMRAVATI	9812
NANDURBAR	11744
YAVATMAL	12003
JALGAON	13824
NANDED	19913

PMAY-G 3rd Ins Pending

SINDHUDURG	387
RAIGAD	435
WARDHA	644
RATNAGIRI	716
KOLHAPUR	835
THANE	850
OSMANABAD	946
NAGPUR	979
PUNE	986
SATARA	990
HINGOLI	1184
SANGLI	1419
LATUR	1442
WASHIM	1691
AKOLA	1788
PARBHANI	1902
JALNA	2055
SOLAPUR	2195
BULDHANA	2392
BHANDARA	2524
AURANGABAD	2600
GADCHIROLI	2768
AMRAVATI	2984
CHANDRAPUR	2993
BEED	3084
PALGHAR	3269
GONDIA	3809
DHULE	3990
NASHIK	4130
AHMEDNAGAR	4225
JALGAON	4295
YAVATMAL	4776
NANDED	4790
NANDURBAR	7403

**प्रधानमंत्री आवास योजना ग्रामीण - हप्ते वितरण**

Sr. No.	District	1st Installment (Daily Achivement)	1st Installment Remaining	2nd Installment (Daily Achivement)	2nd Installment Remaining	3rd Installment (Daily Achivement)	3rd Installment Remaining
1	AHMEDNAGAR	0	3446	0	4749	0	4225
2	AKOLA	0	5100	0	5393	0	1788
3	AMRAVATI	0	13079	0	9812	0	2984
4	AURANGABAD	0	3404	0	6825	0	2600
5	BEED	0	4537	0	8914	0	3084
6	BHANDARA	0	3513	0	7096	0	2524
7	CHANDRAPUR	0	2941	0	6333	0	2993
8	DHULE	0	2053	0	7307	0	3990
9	GADCHIROLI	0	509	0	3589	0	2768
10	GONDIA	0	2183	0	6490	0	3809
11	HINGOLI	0	2342	0	3869	0	1184
12	JALGAON	0	5408	0	13824	0	4295
13	JALNA	0	2760	0	5879	0	2055
14	KOLHAPUR	0	726	0	3325	0	835
15	LATUR	0	3725	0	4932	0	1442
16	NAGPUR	0	2388	0	3853	0	979
17	NANDED	0	7128	0	19913	0	4790
18	NANDURBAR	0	2289	0	11744	0	7403
19	NASHIK	0	1998	0	7178	0	4130
20	OSMANABAD	0	3810	0	3673	0	946
21	PALGHAR	0	562	0	2486	0	3269
22	PARBHANI	0	1860	0	7495	0	1902
23	PUNE	0	2879	0	2669	0	986
24	RAIGAD	0	47	0	632	0	435
25	RATNAGIRI	0	122	0	742	0	716
26	SANGLI	0	1123	0	4668	0	1419
27	SINDHUDURG	0	17	0	550	0	387
28	SOLAPUR	0	7809	0	6659	0	2195
29	THANE	0	127	0	1024	0	850
30	WARDHA	0	1882	0	1884	0	644
31	WASHIM	0	3640	0	4841	0	1691
32	YAVATMAL	0	5057	0	12003	0	4776
33	BULDHANA	-3	9594	0	7022	0	2392
34	SATARA	-11	1187	0	1889	0	990
	<b>Total</b>	<b>0</b>	<b>109245</b>	<b>0</b>	<b>199262</b>	<b>0</b>	<b>81476</b>

राज्यपुरस्कृत आवास योजना ग्रामीण - हप्ते वितरण

Sr. No.	Division	1st Installment (Daily Achivement)	1st Installment Remaining	2nd Installment (Daily Achivement)	2nd Installment Remaining	3rd Installment (Daily Achivement)	3rd Installment Remaining
1	AURANGABAD DIV.	445	15689	266	29155	182	11572
2	AMRAVATI DIV.	297	4334	89	13679	90	5782
3	KONKAN DIV.	173	1164	19	2165	17	1600
4	NAGPUR DIV.	99	2655	31	8186	48	4066
5	NASHIK DIV.	25	1717	48	9003	59	5932
6	PUNE DIV.	1	1731	9	5282	18	2449
	<b>Total</b>	<b>1040</b>	<b>27290</b>	<b>462</b>	<b>67470</b>	<b>414</b>	<b>31401</b>

State Schemes 1st Ins Pending

SINDHUDURG	12
RATNAGIRI	35
CHANDRAPUR	69
THANE	82
RAIGAD	94
NANDURBAR	140
DHULE	142
NASHIK	178
SATARA	182
SANGLI	189
NAGPUR	239
PUNE	298
KOLHAPUR	358
BHANDARA	362
WASHIM	415
BULDHANA	416
GADCHIROLI	496
AHMEDNAGAR	523
WARDHA	651
SOLAPUR	704
JALGAON	734
GONDIA	838
PARBHANI	932
PALGHAR	941
AMRAVATI	983
YAVATMAL	1091
JALNA	1296
AKOLA	1429
LATUR	1690
OSMANABAD	1769
AURANGABAD	2041
HINGOLI	2096
BEED	2223
NANDED	3642

State Schemes 2nd Ins Pending

SINDHUDURG	107
RATNAGIRI	275
THANE	324
SATARA	482
RAIGAD	567
GONDIA	765
NAGPUR	853
PALGHAR	892
SANGLI	980
WARDHA	1072
PUNE	1076
BHANDARA	1105
KOLHAPUR	1154
NANDURBAR	1165
NASHIK	1432
SOLAPUR	1590
DHULE	1616
WASHIM	1667
PARBHANI	1871
GADCHIROLI	2152
CHANDRAPUR	2239
AKOLA	2295
JALGAON	2354
AHMEDNAGAR	2436
AMRAVATI	2477
HINGOLI	2659
BULDHANA	2768
OSMANABAD	3322
NANDED	3459
AURANGABAD	3747
JALNA	3971
LATUR	4310
YAVATMAL	4472
BEED	5816

State Schemes 3rd Ins Pending

SINDHUDURG	93
RATNAGIRI	194
NAGPUR	286
SATARA	299
THANE	304
KOLHAPUR	336
SANGLI	385
RAIGAD	390
BHANDARA	402
WARDHA	411
GONDIA	499
PALGHAR	619
PUNE	695
SOLAPUR	734
WASHIM	748
HINGOLI	814
PARBHANI	870
AMRAVATI	874
AKOLA	925
NASHIK	1019
DHULE	1062
AURANGABAD	1082
NANDURBAR	1109
NANDED	1133
GADCHIROLI	1216
OSMANABAD	1236
CHANDRAPUR	1252
JALGAON	1279
AHMEDNAGAR	1463
YAVATMAL	1574
BULDHANA	1661
LATUR	1809
BEED	2149
JALNA	2479

राज्यपुरस्कृत आवास योजना ग्रामीण -हप्ते वितरण

Sr. No.	District	1st Installment (Daily Achivement)	1st Installment Remaining	2nd Installment (Daily Achivement)	2nd Installment Remaining	3rd Installment (Daily Achivement)	3rd Installment Remaining
1	AKOLA	280	1429	52	2295	55	925
2	BEED	92	2223	61	5816	42	2149
3	HINGOLI	148	2096	21	2659	12	814
4	PALGHAR	173	941	0	892	0	619
5	JALNA	12	1296	76	3971	68	2479
6	LATUR	34	1690	71	4310	39	1809
7	NANDED	113	3642	5	3459	2	1133
8	WARDHA	72	651	1	1072	2	411
9	GADCHIROLI	27	496	23	2152	24	1216
10	AHMEDNAGAR	13	523	26	2436	22	1463
11	AURANGABAD	4	2041	31	3747	17	1082
12	BULDHANA	0	416	24	2768	20	1661
13	OSMANABAD	39	1769	0	3322	0	1236
14	JALGAON	12	734	8	2354	10	1279
15	NASHIK	0	178	9	1432	17	1019
16	AMRAVATI	11	983	7	2477	7	874
17	BHANDARA	0	362	6	1105	16	402
18	SOLAPUR	1	704	5	1590	11	734
19	NANDURBAR	0	140	5	1165	10	1109
20	RATNAGIRI	0	35	10	275	5	194
21	YAVATMAL	3	1091	5	4472	4	1574
22	RAIGAD	0	94	5	567	6	390
23	PUNE	0	298	4	1076	6	695
24	THANE	0	82	4	324	6	304
25	WASHIM	3	415	1	1667	4	748
26	CHANDRAPUR	0	69	1	2239	5	1252
27	PARBHANI	3	932	1	1871	2	870
28	NAGPUR	0	239	0	853	1	286
29	SATARA	-2	182	0	482	1	299
30	DHULE	0	142	0	1616	0	1062
31	GONDIA	0	838	0	765	0	499
32	KOLHAPUR	0	358	0	1154	0	336
33	SANGLI	0	189	0	980	0	385
34	SINDHUDURG	0	12	0	107	0	93
	<b>Total</b>	<b>1040</b>	<b>27290</b>	<b>462</b>	<b>67470</b>	<b>414</b>	<b>31401</b>